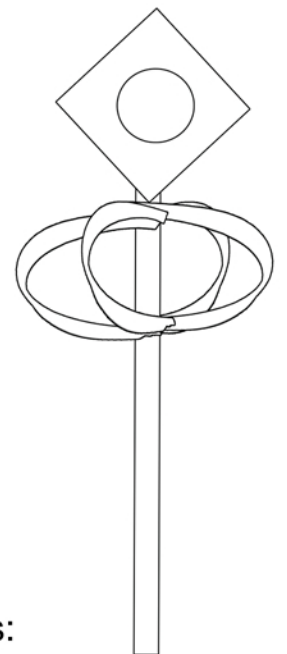
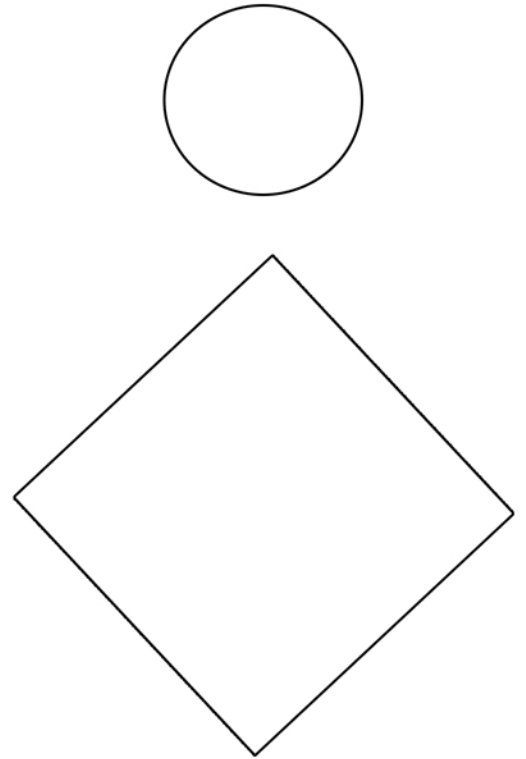



Queens Scepter Craft



Directions:

- 1-Color pieces
- 2-Cut out
- 3-Wrap wide rectangle around pencil & glue
- 4-Punch holes in end of long strips
- 5-Glue circle inside of square
- 6-Glue onto top of pencil